

# MIDWEST ALPINE RACING, Inc. RULES

December 1<sup>st</sup> 2023



## TABLE OF CONTENTS

### Section 1 – Competitor’s Age Groups

### Section 2 - MWAR Competitors

1. Message to Competitors
2. Competitor/Competitor’s Responsibility Code
3. Competitors in Case of Minor
4. Transgender Policy
5. Competitor’s Equipment

### Section 3 - Parent Volunteer Positions I

1. Chief Gate Judge
2. Course Workers
3. Starters and Assistant Starter Duties
4. Chief Time Keeper and Finish Officials
5. Finish Referee Duties
6. Scoreboard Scribes and Relay

### Section 4 - Parent Volunteers II - Gate Judges

1. Responsibilities and Duties
2. DQ [Disqualification Cards]
3. Location of the Gate Judge
4. Correct Passage
5. Importance of the Task of the Gate Judge
6. Gate Judge Giving Information to a Competitor
7. Duties of Gate Judge at the Completion of Each Run
8. Duties of Gate Judge at the Conclusion of the Race
9. Supplemental Duties of the Gate Judge
10. Support of the Gate Judge

### Section 5 – MWAR Day of Race

1. Race Officials and The Day of Race Duties
2. Chief of Race and Duties
3. The Jury
4. Duties of the Jury
5. The Referee and Assistant Referee Duties
  - a. Inspects Course after Set
  - b. Radios
6. Chief Timer
7. Start, Finish, Timing Calculations
8. Timing of Finish

## **Section 6 – MWAR Race Rules**

1. Course Setter and Assistant Course Setter
2. Duties of the Course Setter
3. Inspection of the Course – Competitors
4. Fore Runners
5. Start Intervals
  - a. Class Order U8-U12 Course
  - b. Class Order U14-U18+ Course
6. Additions to the Start
7. Missed Start
8. The Finish
9. Determination of Finish
10. Official Results
11. Multiple on the Course
12. Re-runs
13. Grounds for Interference
14. Validity of a Re-run
15. Start Time of Re-run
16. Disqualifications
17. Protests
18. Time to Protest
19. Settlement of a Protest by the Jury
20. Cancellation of a Competition

## **Section 7 - Course Setting Guidelines for Coaches**

1. Slalom Poles
2. Rigid Poles
3. Setting the Course
4. Marking
5. Slalom Examples
6. Preparation of the course
7. Slalom U14 and Older
8. Slalom U12 and Younger
9. Slalom Setting
10. Checking the Slalom Course
11. Interdiction to Continue after a Gate Fault (Slalom)
12. Panel Slalom
13. Giant Slalom
14. Planning the Course (Giant Slalom)
15. Execution of the Giant Slalom
16. Interdiction to Continue after a Gate Fault (Giant Slalom)

## SECTION 1 – Competitor’s Age Groups

2023-2024 Season	Age	Birth Year (as of 12/31/23)	
U18+	18+	2004 2005	Competitor Course (Older Course)
	17	2006	
	16	2007	
U16	15	2008	
	14	2009	
U14	13	2010	
	12	2011	
U12	11	2012	Youth Course (Younger Course)
	10	2013	
U10	9	2014	
	8	2015	
U8+	7	2016	
	6	2017	

## Section 2 – MWAR Competitors

### 1. Message to Competitors

**MWAR** provides competitors with well-organized and operated programs at all levels. In order to make this program work, every competitor has the responsibility to:

1. Know your rights and responsibilities as an amateur competitor. Amateur competitors have certain rights and responsibilities under federal law according to the U.S. Olympic Committee Charter and Constitution, and per the **MWAR** bylaws and competition regulations. These rights and responsibilities are defined in the "Competitors Rights and Responsibilities" chapter of this guide.
2. Be aware of your responsibilities as a skier and ski safely. As a skier you have responsibilities for your own safety and the safety of other skiers around you, especially when you are outside of closed areas set aside for training and competition. As a competitor and more experienced skier, you have the additional responsibility of setting high standards for others. (Please note the following section of the guide "Safety and Awareness").
3. Understand and accept the inherent risks of the sport. All competitors are required as a precondition of membership and licensing to sign (and have a legal guardian sign) a statement acknowledging that they understand that alpine ski competition entails certain risks, even under the best possible conditions. As a part of **MWAR** events, competitors accept that these inherent risks exist.
4. You must be a registered MWAR competitor to compete and sign the Release of Liability.
5. Display good sportsmanship; know and respect the rules. You are expected to conduct yourself in a sportsmanlike manner. You are responsible for your actions in races, going to and from races, and while at races hosting races. You are responsible for your knowledge of race rules and procedures. Un-sportsman like conduct may result in disqualification from an event and in sanction, preventing your participation in future events.
6. Good sportsmanship shall include, among other things:
  - a) Respect for all competitors, race officials and ski area employees.
  - b) Suitable dress and grooming
  - c) Courtesy, good manners and mature conduct in public places at races and while traveling.
  - d) Self-control, responsible behavior, consideration for others physical and emotional well-being.
  - e) No profane or abusive language.
  - f) Respect for private and public property.
  - g) Abstinence from illegal use of alcohol and drugs (please refer to "Code of Conduct").
  - h) Respect for lift facilities, lift privileges and closed areas.
  - i) Honest conduct, theft and misrepresentation whatsoever.

7. Most importantly, respect the volunteers who provide your program with personnel to conduct the event. At every level they expect and deserve your courtesy and cooperation at all times.
8. If an alleged sportsmanship infraction takes place at an MWAR event within the race venue witnessed by a Team Coach, Race Official, Venue Employee, or Parent (working or in an unofficial capacity), then information and testimony are presented to the Race Jury who will decide a disciplinary action on-site, if warranted, up to and including disqualification or written warning, for that race event.

If an alleged sportsmanship infraction takes place at a race that is not witnessed by a Team Coach, Race Official, Venue Employee, or Parent (working or in an unofficial capacity), then information is presented to Team A, which the athlete or family races for. Team A evaluates the information and testimony provided by the athlete or athlete's parent, disciplines internally (if between teammates), or approaches Team B, whose athlete is alleged to be involved in the sportsmanship infraction. Teams (A, B, etc.), or their designated representatives, evaluate the facts and testimonies presented and issue a proposed punishment to the athlete or athletes if warranted.

If a Team's or Race Jury's proposed punishment does not reasonably meet the other Team's expectation of punishment, Team A or Team B can petition the MWAR Board for further action. It is strongly encouraged that any Team involved in an alleged sportsmanship infraction will discipline internally. Any team not involved with the alleged sportsmanship infraction will refrain from discussions on the matter.

The MWAR Board will determine a punishment for the alleged sportsmanship infraction. Any team involved with the sportsmanship infraction (e.g., Team A, Team B) will abstain from voting. Each MWAR team will cast one (1) vote. If there is a deadlock after voting or an inability to agree on disciplinary action, MWAR's President will provide the deciding vote on the matter.

## 2. Competitor's Responsibility Code

1. Bindings must be in good condition and properly adjusted for the conditions. Unbreakable sunglasses and goggles are essential.
2. Warm-up for training and racing sessions. Stretch for at least five minutes before skiing. Warm up gradually on snow, skiing various radius turns, before skiing at racing speeds.
3. Always carefully inspect a course before running it. Follow the inspection rules for the training session or race. Do not cross or go into closed courses at competitions, and always be certain the practice courses are clear before proceeding.
4. If you fall and are unhurt, immediately signal that you are "OK" and move a safe distance away from the course. Collect your gear and reorganize away from the active course.
5. While attending a race event, stand far enough from the course to allow a competitor on course full visibility, room to recover, and room to come to a stop without hitting you.
6. Always remain still while there is a competitor on the course, and never free ski on or near a closed racecourse, preferably totally to the side of the slope or as directed by the coaches.
7. Always communicate with your coach when tired, ill or afraid, if the course is too difficult or rough, or if visibility is poor.
8. Always stop below your coach or training group, never attempt to stop above any skier or group. Always leave room to take "evasive action" should your coach or other in your training group move unexpectedly.
9. When your run is complete, move immediately out of the finish area or away from the course. Make sure that you have an adequate finish area and safe room outside all courses.
10. Never ski fast or jump into a controlled "blind spot".
11. When free skiing outside race and training areas you must be aware of others and ski in full control at all times. Respect other skier's rights to a safe and pleasant skiing experience.
12. Commercially produced, functional ski brakes are required. Competitors should be prepared to wear functioning brakes in competition and/or training, as well as in practice, inspection and warm-up skiing, as an organization requires.

### 3. COMPETITOR'S – in the case of a minor, their parent(s) or guardian(s):

To participate in a competition, Competitor:

- Must be a competitor from a club team member of MidWest Alpine Racing.
- Youth to 20 years of age before December 31<sup>st</sup> of the current year and enrolled in a certified high school program.
- Are obligated to make themselves familiar with the appropriate rules and regulations and must comply with them and any additional instructions of the Organizers and instructions of the Jury.
- Are not permitted to compete while under the influence of drugs or alcohol.
- Must behave in a correct and sportsmanlike manner toward members of the Organizing Committees, officials and the public.
- Are prohibited on betting on the outcome of competitions in which they are participating.

### 4. Midwest Alpine Racing Transgender Policy

- Midwest Alpine Racing will follow the WIAA Transgender Policy that can be found on the Midwest Alpine Racing website. [Midwestalpineracing.com](http://Midwestalpineracing.com)

### 5. COMPETITOR'S EQUIPMENT

Equipment is the responsibility of the competitor and in the case of a minor, their parent[s] or guardians. Equipment must be maintained and utilized according to the manufacturer's instructions.

- **HELMETS ARE REQUIRED FOR ALL COMPETITORS**
  - Helmets designed and manufactured for the particular ski racing event are required for all competitors and forerunners in all events, including, but not limited to official training.
  - HELMETS with a HARD SHELL MUST COVER the head and ears.
  - Soft Eared Helmets that are FIS approved and have a manufacture equipped chin guard installed on it will be allowed in SL only.
  - Protective features integral to the event, such as chin guards in a SL race, are permitted.
  - Face bars/guards are not permitted in Giant Slalom (GS) races. If a competitor is caught finishing with said face bar/guard, he/she will be disqualified.
  - A competitor observed with a soft ear helmet and in the racecourse will be disqualified.
  - NOTE: Age and use affect the protective qualities of all safety helmets. Older helmets and any helmets that have been damaged either in a racing fall or from other impact may no longer provide sufficient protection – even if there are not visible indications of damage. Anyone with questions regarding their helmet should contact the manufacturer for any specific guidelines regarding its safety or use.
  - MWAR does not specify nor recommend nor make any warranties as to the fitness for use of any particular ski helmet design or brand name. MWAR undertakes no responsibility, liability or duties to any competitor in connections with the requirement that helmets be utilized. It is the sole responsibility of the competitor and in the case of a minor, their parents or guardians, to select an appropriate helmet for accident protection in ski racing.
- **Cameras** - Helmet and body mounted cameras are not allowed in events.
  - GO Pro camera mounts are acceptable.
- **Drones and Aerial Photography** – Any use of aerial drones must comply with Federal, State and Local laws as well as Ski area regulations. If a drone operator can show **written** compliance with those regulations, at the discretion of the **MWAR** Jury, a drone may be used as a viewpoint (POV) camera prior to forerunners. Drones may not be used during the actual conduct of the competition.
  - MidWest Alpine Racing retain all commercial media exploitation rights arising in connection with the event; personal non-commercial use of images and video is allowed.
- **Start Numbers** – Bibs must to be worn, visible to race officials.
- Are responsible for the equipment they use (skis, bindings, ski boots, suits, poles, etc.). It is their, or in the case of minors, their parent(s) or guardian(s) duty to check that the equipment conforms to the rules and general safety requirements and is in working order. This includes clothing the competitor wears for the competitions.
- May only take part in the competition with equipment that conforms to the discipline.
- **Slalom accessories:** Shin guards, pole guards, arm guards, face guards are allowed – not required.
- **GS accessories:** Arm guards are allowed.

## Section 3 - Parent Volunteer Positions I

### 1. CHIEF GATE JUDGE:

- Position requires the volunteer to be on skis.
- Organizes and supervises the work of the gate judge.
  - Gate judges may be assembled, if necessary, for final instructions in the presence of the Chief Gate judge and/or referee.
- Designates the gates each gate judge will supervise and places them in position.
  - They must periodically collect the gate judge's DQ cards and deliver them to the referee.
- They must distribute, in good time, to each gate judge the material that they need.
  - Hand out the gate judge vests
  - CLIP BOARD
  - DQ cards
  - Pencils
  - Run orders
  - The "rules" cards
- Be prepared to offer assistance either to help keep the spectators off the course or to help maintain the course, etc.
- Directs and places the finish referee.
- Inform your gate judge working the 1<sup>st</sup> run how you want to collect their gate judge vest, clip boards and blank forms after the race is finished. Request if they can pass everything on to the person from their team working the 2<sup>nd</sup> run.
- Inform your gate judge working the 2<sup>nd</sup> run where to return their gate judge vests, clip boards and blank forms at the end of the race. (MidWest Alpine Racing provides large bins for each class that are marked for each class and kept near the finish area or timing areas that they can return the gear to).
- Inform your gate judge working both runs if they have recorded a disqualifying fault or they were a witness to an incident leading to a re-run they must be available to the Jury in case of any protests.
  - NUMBER OF GATE JUDGES
- The Chief of Race and Chief of Gate Keepers are responsible for having a sufficient number of competent gate judges available.
- EACH club will man one or more gate judge positions at each race for the U8-U12 course and the U14-U18+ course.
- Each club should supply a number of replacement gate judges who could replace a gate judge during race should there appear to be any need for replacement

### 2. COURSE WORKERS DUTIES

- Attend the Official's morning meeting when assigned to position.
- Must be on Skis.
- REPORT to the start area of the assigned course when competitors are inspecting the course
- Check throughout the race to see where course repairs are needed.
- Will Slip the course after every class finish. See referee for further instructions.
- Replace knocked out poles in their exact positions; the position is marked by dye in the snow.
- Replace torn or missing flags or banners.
- Replace broken gate poles according to color (red or blue); the pieces of broken poles must be stored in a way that will not endanger competitors or spectators.
- Maintain and repair their section of the course under the direction of the course maintenance crew (coaches should be present and involved).
- The necessary tools to work on keeping the course in proper condition, which might include a shovel, rake, drill, etc.
- Enough replacement poles of the right color so that replacement of a pole will not confuse a competitor should the wrong color not be used. They must be placed far enough away from the course, on the GATE JUDGE's side, planted obliquely in the snow, pointed ends down so as not to be dangerous and if possible, with a banner or flag already attached.

### 3. STARTER AND ASSISTANT STARTER DUTIES

- Attend the Officials Meeting before the race when assigned to position.
- STARTER:
  - Communicates with the timers via electronic communication.
  - Assigns the supervision of the competitors to the Assistant Starter.
  - The chief of timing and calculation or his special assistant tells the starter when each competitor should start.
  - START SIGNAL and start command to the competitor. As well as for the accuracy of the intervals between these signals.
    - As soon as the starter has received the order for the next start, he/she gives the competitor the warning "READY" and a few seconds later the start signal "GO".
  - START INTERVALS - the start takes place at regular intervals in the slalom.

- The competitor on the way need not be over the finish line before the next competitor starts
- Sets/resets the starting wand.
- ASSISTANT STARTER
  - Responsible for assisting the starter calling the competitors to the start in their correct order.

#### **4. CHIEF TIMEKEEPER AND FINISH OFFICIALS DUTIES:**

- Responsible for the accuracy of timing.
- Publish unofficial times as quickly as possible (on the scoreboard).
- If the electric timing fails communicate immediately with the start referee.
- Responsible for quick and accurate calculation of results.
- Supervises the publication of official results after expiration of the protest interval, or after any protests have been dealt with.
- Shall post unofficial race results by end of race day.
- The Assistant Timekeeper
  - One assistant timekeeper maintains a complete record with the official times of all competitors

#### **5. THE FINISH REFEREE DUTIES**

- Attend the Officials Meeting before the race when assigned to position.
- The finish referee must remain at the finish throughout the race.
- Must make sure all rules for the organization of the finish and in the in-run to and run-out from the finish are observed.
- Supervises the timing and the crowd control in the finish area.
- Supervision of the section between the last gate and the finish line/area.
- Supervision of the proper crossing of the finish line according to the Rules of the finish.
- Records competitors bib number in order of all finishers
- The finish referee must make a report to the referee immediately after the race

#### **6. SCOREBOARD RELAY and SCRIBES**

- Attend the Official Meeting before the race when assigned to position.
- Report to the scoreboard to scribe 15 minutes before the start of the race.
- Obtain two walkie-talkies from the timers, one for relay person and one for a scribe.
- Make sure you are given run orders.
  - i. U8-U12 uses the same run order for run 1 and 2.
  - ii. U14-&18 will receive a different run order for the 2<sup>nd</sup> run.
- Record the times as called as accurately as possible.
- If you miss any times, you can double check during the break between classes or at the end of the race.

## **SECTION 4 - PARENT VOLUNEERS II – GATE JUDGES**

### **1. GATE JUDGE RESPONSIBILITIES and DUTIES**

- Attend the Officials Meeting before the race when assigned to position whether you are working the 1<sup>st</sup> or 2<sup>nd</sup> run of the race at the finish line of the course you've been assigned to receive your instructions, gate judge vest, clip board and forms the position requires. The time and place to meet is designated on the fact sheet schedule.
- Gate judges should be in their position during the competitor's course inspection on the course for the run you are assigned to work; 1<sup>st</sup> run and/or 2<sup>nd</sup> run.
- His/her work could last several hours and maybe made miserable by atmospheric conditions.
- At the end of the 1<sup>st</sup> race pass on your clip board and forms to the person working the 2<sup>nd</sup> run for your team. Make sure all your DQ cards are passed on to the CHIEF GATE JUDGE.
- At the end of the 2<sup>nd</sup> run, return the clip board and leftover forms to the CHIEF GATE JUDGE or to a Referee at the bottom of the course.

### **2. DQ CARDS Must contain the following information:**



- Name of the gate judge and team affiliation
- Designation of the run (1<sup>st</sup> or 2nd).
- Draw a diagram or sketch a design of the gates assigned on the DQ card is ESSENTIAL.
- Write down the number of and locations of the gates in the drawing.
- Bib number of the competitor who committed a fault.
- IF a competitor fails to pass through a gate (or gate marker) correctly (correct passage – see #037), gate judge must immediately write down the gate number(s) where the FAULT occurred AND create a drawing of the FAULT (wrong passage) on your DQ card diagram is essential.
- The gate judge must also watch that the competitor accepts no outside help (i.e. in the case of a fall). The slightest outside help brings disqualification (DQ). A fault of this nature must likewise be entered on the DQ Card.

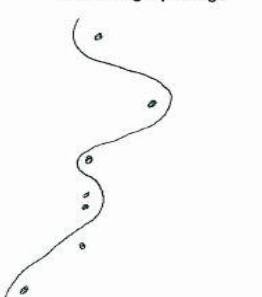
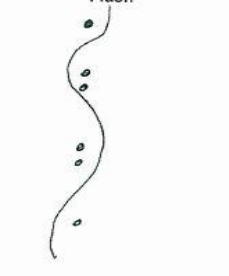
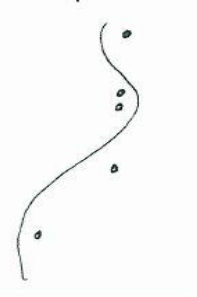
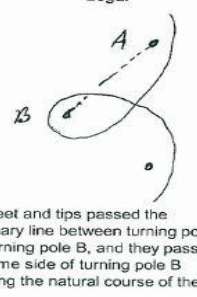
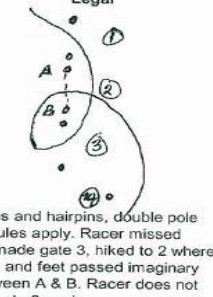

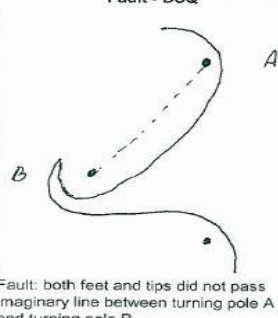

### 3. LOCATION OF THE GATE JUDGE

- The gate judge must choose an isolated location. They must be so placed that they can properly observe the terrain or the gates and course sections which they are to oversee, near enough to be able to take prompt action, but distant enough not to hinder the competitor.
- For the competitor, the gate poles and gates must be clearly visible at all times.
- The organizers are obligated to outfit the gate judge so that they are readily identifiable.

### 4. CORRECT PASSAGE

- In **Single Pole Slalom** where there is no outside pole, both feet and ski tips must have passed the turning pole on the same side, following the normal race line of the SL crossing the imaginary line from turning pole to turning pole. If a competitor loses a ski, without committing a fault, e.g. not by straddling a pole, then the tip of the remaining ski and both feet must meet both requirements. If the competitor has not correctly passed the imaginary line from turning pole to turning pole and does not follow the normal race line, then he/she must climb back up and pass around the missed turning pole correctly.
- In the event a competitor removes a pole from its vertical position before both feet have passed the gate line, the ski tips and the feet still must pass the original gate line defined by the marking in the snow.

**SINGLE POLE SLALOM**

<p><b>Legal passage in single pole slalom:</b> Both tips and feet must pass the turning pole on the same side following the natural course of the slalom.</p> <p><b>In the event of a fault:</b> Both ski tips and both feet must pass through the imaginary line between the pole where the fault occurred and the turning pole immediately above. The fastest way for this to occur is for the hiker to loop around the missed pole.</p> <p><b>Flushes and hairpins</b> will be set with double poles and the legal passage rules for double pole slalom will apply.</p>	<p><b>Fastest legal passage</b></p> 	<p><b>Flush</b></p> 
<p><b>Hairpin</b></p> 	<p><b>Legal</b></p>  <p>Both feet and tips passed the imaginary line between turning pole A and turning pole B, and they passed on the same side of turning pole B following the natural course of the slalom</p>	<p><b>Legal</b></p>  <p>In flushes and hairpins, double pole slalom rules apply. Racer missed gate 2, made gate 3, hiked to 2 where both tips and feet passed imaginary line between A &amp; B. Racer does not go thru gate 3 again.</p>
<p><b>Legal</b></p>  <p>Racer missed gate 2 and made legal passage around gate 3. After hiking and looping gate 2, he does not have to go around 3 again.</p>	<p><b>Fault - DSQ</b></p>  <p>Fault: both feet and tips did not pass imaginary line between turning pole A and turning pole B.</p>	<p><b>Fault - DSQ</b></p>  <p>Fault: both feet and tips passed the imaginary line between turning pole A and turning pole B, but they did not pass turning pole B following the natural course of the slalom.</p>

**5. THE IMPORTANCE OF THE TASK OF THE GATE JUDGE**

- Each gate judge, who must have a thorough knowledge of the competition rules, has a task of major importance.
- The decision handed down by the gate judge must be clear and non-partisan. Their conduct must be calm, watchful and prudent. In case of a doubt, the gate judge should hold to the principal, "It is better that a fault goes unpunished than unfairly punished".
- The gate judge must declare a fault only when they are convinced that a fault has been committed. In case of a protest, they must be able to explain clearly and definitively how the fault was committed.
- If the gate judge is in doubt whether a fault has occurred, they must make the most careful investigation. They can consult the adjacent gate judge in order to confirm their notes. They can even demand that the race be briefly interrupted, so that they may check the tracks on the course or scratches on the poles.
- The opinion of the public cannot be allowed to influence the gate judge's judgment.
- In slalom and giant slalom, the responsibility of the gate judge begins with the approach of the competitor to the first gate they control and ends when the competitor has passed through the last gate under their jurisdiction.

**6. GATE JUDGE GIVING INFORMATION TO A COMPETITOR**

- The competitor, in case of an error or fall, is permitted to ask the gate judge if a fault was committed.
- The gate judge, if asked, must inform a competitor if they have committed a fault that would lead to disqualification.
- In either case above with a clear voice, the gate judge answers the competitor's question or informs them with one of the following words:
  - "GO" If the competitor should expect no disqualification, since the gate judge has ruled the gate passage as correct.
  - For U8 athletes, and jury's discretion the gate judge may provide the athlete more instructions on a fall.
- "BACK" If the competitor may expect disqualification.

- Give the "color" (RED/BLUE) of the gate where the competitor committed the fault"
- The competitor is fully responsible for their actions and in this respect, they cannot hold the gate judge liable.

#### **7. DUTIES OF THE GATE JUDGE AT COMPLETION EACH RUN (1 ST or 2ND).**

- In accordance with the instructions given by the jury, the CHIEF GATE JUDGE will frequently collect all DQ cards and pass them on immediately to the referee.
- At the conclusion of each run the CHIEF gate judge distributes the DQ Cards for the next run.

#### **8. DUTIES OF THE GATE JUDGE AT THE CONCLUSION OF THE RACE**

- Return the GATE JUDGE vest, clip board, blank DQ cards, pencils, etc. to the large BIN provided found near the finish line or near the timing area.
- Each gate judge who has recorded a disqualifying fault or who has been witness to an incident leading to a rerun must be available to the jury after the race until after the settlement of any protest.
- It is the responsibility of the referee to dismiss a gate judge who is waiting to be called by the jury.

#### **9. SUPPLEMENTAL DUTIES OF THE GATE JUDGE**

- If no control personnel have been designated for their section of the course, the gate judge must take care that all persons (spectators, photographers, other competitors, etc.) maintain sufficient distance from the race course, so that competitors will not be hindered in any way during their run.
- If a competitor is obstructed during his/her run, they must immediately leave (the racecourse) and report to the nearest gate judge. The gate judge must enter the circumstances of the incident on the DQ Card and have this available for the jury at the end of the 1<sup>st</sup> and 2nd runs. The gate judge whenever possible shall request the competitor in question to report immediately to the referee.

#### **10. SUPPORT OF THE GATE JUDGE**

- The gate judge should proceed to their positions during course inspection. His/her work could last several hours and maybe made miserable by atmospheric conditions
- Each club should supply a number of replacement gate judge who could replace gate judge during a race should there appear to be any need for replacement.
- The equipment necessary for the proper fulfillment of the gate judge's functions must be anticipated and put at his/her disposal. In particular:
  - A clip board to write on
  - A pencil and a spare and several DQ cards
  - Course run order attached to a clip board

## Section 5 – Day of Race

### 1. RACE OFFICIALS and THE DAY OF RACE DUTIES

NOTE: Each Class **U8 – U12 and U14-U18** will require separate volunteers for each of the positions listed below; i.e., Chief of race, timing, referee, course setting, and gate judges.

### 2. CHIEF OF RACE and DUTIES:

- Responsible for all preliminary (prior to race day) preparations and the overall conduct of the race.
- Organizes other race officials and work rosters.
- Coordinates everything on race day and is directly responsible for race day activity.
- Supervises the activities within the closed competition areas.
- Responsible for all paperwork and supplies required for running the race.
- Sets up and maintains race desk before and during the race.
- Provides computer **run order** lists as follows:
  - **2 [3 for U8-U12 course]** to the top for starter and assistants.
  - 1 to scoreboard
  - 1 to timer
  - 2 to recorders (electric time).
  - 1 to each referee.
- Will provide and maintain work rosters and jury sign-in/out sheets.
- Notifies appropriate newspapers of race results.
- Responsible to appoint two forerunners for each course.
- **SCOREBOARD:** The Chief of race shall provide appropriate facilities for continuous visual presentation of times of all race competitors. These are unofficial times.
- Cancellation of the race:
  - If the snow cover is too meager on or beside the course, or the snow surface on the course, is badly or unevenly prepared.
  - If the crowd control is insufficient.
  - If the weather increases the danger for the competitors; allow interruption of the race for short periods to allow course maintenance, if this is necessary for the competitor's safety.
  - Interruption of the race for unfavorable or inconsistent weather and snow conditions.
  - If the safety of the competitors is endangered or if the proper conduct of the race can no longer be guaranteed.

### 3. THE JURY

- Jury consists of one coach from each team; this includes the Referee and Assistant Referee.
- Jury members must remain on the racecourse until dismissed at the conclusion of the race by the referee after they have determined that there are no protests to be heard by the jury.
- U8 through U12 shall have a jury separate from U14 through U18+.

### 4. DUTIES OF THE JURY

- The Jury watches that the rules are adhered to throughout the entire race, including the official training.
- From a technical viewpoint, particularly by:
  - Checking the racecourse and the set courses.
  - Checking the snow conditions on and beside the course.
  - Checking the faultless and uniform preparation of the course.
  - Approving the use of snow compactors and chemical adjuncts.
  - Checking the crowd control systems.
  - Checking the start, the finish area and the runout from the finish area.
  - Checking the first aid service.
- From an organizational viewpoint particularly by:
  - Granting of re-runs (by authority of the referee only, or asst. referee in the absence of the referees).
- . Cancellation of the race:
  - If the snow cover is too meager on or beside the course, or the snow surface on the course, is badly or unevenly prepared.
  - If the crowd control is insufficient.
  - If the weather increases the danger for the competitors; allow interruption of the race for short periods to allow course maintenance, if this is necessary for the competitor's safety.
  - Interruption of the race for unfavorable or inconsistent weather and snow conditions.
  - If the safety of the competitors is endangered or if the proper conduct of the race can no longer be guaranteed.
- From the disciplinary viewpoint particularly by:
  - Pronouncement on disciplinary measures.
  - Decisions on protests.
  - Issue of particular directives throughout the entire event.
  - Adheres to the philosophy that when there is doubt, the competitor receives the benefit of that doubt.
- From a safety viewpoint.
- **QUESTIONS NOT COVERED BY THE RULES**

- In general, the Jury makes decisions on all questions not clarified by the rules.

## 5. THE REFEREE and ASSISTANT REFEREE

NOTE: The Assistant referee performs duties of the referee when the referee is unable. It is advisable for the assistant referee to be a coach.

- **DUTIES AND RIGHTS:**
  - Inspects the course immediately after it is set, alone or accompanied by members of the Jury.
  - Changing of the course by taking out or adding gates; if the referee alone inspects the course, his decision is final.
  - The course setter must be informed of such changes if he was not present at this inspection.
  - If the course is not set according to MWAR rules or deems to be unsafe in any way the Referee has the authority to make changes if the course setter is not available. If the course setter is available, he/she should make the changes under the direction of the Referee.
  - Receives the reports of the start and finished referees and the chief GATE JUDGE about the infractions of the rules and gate faults at the end of each runs.
  - Posts as soon as possible on the large scoreboard the names of the competitors disqualified the name of the referee who posted the disqualification and the exact time the disqualifications are posted.
  - The Referee and/or Assistant Referee must be present in the vicinity of the scoreboard during the entire 15-minute protest period.
- **RADIOS**
  - Whenever possible the Jury members listed should be equipped with radios. These must function on a reserved frequency and be free of interference.
    - Starter
    - Finisher
    - Referee
    - Chief of Race
    - Chief gatekeeper
    - Assistant referee

## 6. CHIEF TIME KEEPER

- Responsible for coordinating start and finish officials.
  - He will decide the intervals between starts.
- The following officials are under his direction.
  - Starter
  - Assistant Starter
  - Recorders
- Responsible for the accuracy of timing.
- If the electric timing fails, communicates immediately with the start referee.
- Responsible for quick and accurate calculation of results.
- A U14-U18 2<sup>ND</sup> RUN START ORDER for subsequent runs must be published in good time and made available to the official at the start for subsequent runs.
- Supervises the publication of "official results" after expiration of the protest interval, or after any protests have been dealt with.
- Shall post "unofficial race results" prior to leaving race venue.
- ASSISTANT TIME KEEPER
  - One [1] assistant timekeeper maintains a complete record with the official times of all competitors.

## 7. START, FINISH, TIMING and CALCULATIONS TIMING EQUIPMENT

- Electric Timing - for all competitions electric timing with communication between start and finish must be used, which will allow measurement of the times to 1/100th second. 1000th of continued second, even when measured and recorded may not be published or used in the event of competitors being tied in the same 1/100th second.
- The photoelectric cells will be placed at such a height that a competitor will cut the beam as he passes the finish line with lower half of his leg, between the ankle and the knee.
- The starting gate must be placed in such a way so that starting is possible without its opening.
- The start gate should consist of two posts about 90cm apart, projecting not more than 50cm above the snow.

## 8. TIMING OF FINISH

- With electric timing, the time is taken when a competitor crosses the line between the finish posts with any part of his body or equipment and so breaks the contact.
- The time can therefore be taken for a fall at the finish before both of the competitor's feet crossed the line between the finish posts. For this time to be valid the competitor must immediately cross the line between the finish posts with both feet. The finish referee is responsible for all such decisions.

## SECTION 6 - Race Rules

### 1. COURSE SETTER and ASSISTANT COURSE SETTER

- Has the right to have an assistant course setter appointed.
- Has the right to recommend the introduction of changes in the competition terrain and in safety measures.
- Has the right to the availability of a sufficient number of helpers for the setting of the course, so they can concentrate solely on setting the course.

### 2. DUTIES OF THE COURSE SETTER

- In order to set the course appropriately respecting the terrain, the snow cover and the caliber of the participating competitors, the course setter conducts a pre-inspection of the race terrain in the presence of the referee.
- The course setter is responsible for the setting of the course.
- The basic ruling principal is that the safety of the competitors takes precedents over all other interests.
- Is responsible for the correct placing and the existence of a sufficient number of reserve poles. The poles must be placed in such a way that they do not hinder the competitors. The jury carries out the corresponding control.
- The Jury is empowered and obligated to take all appropriate measures for the benefit of the competitor's safety.
- Slalom and giant slalom courses must be set according to MWAR Course Setting Rules and no later than 1/2 hour before the start so that the competitors are not disturbed during the course inspection by work on the course.
- The course setter bears the sole responsibility for the set course, while the course should reflect the concepts of the course setter. However, the provisions of the rules must be observed in every aspect.
- The course setter must dye the course or assign a person.
- **U8-U12 courses will have a dye line track.**
- **U14-U18+ courses will have a dye line track when conditions require marking.**
- The number of course setters will be assigned according to the number of competitors from each club.

### 3. INSPECTION OF THE COURSE COMPETITORS

- The course will remain closed for training on the day of the race.
- The competitors are allowed to study from start to finish of the course after its final setting for a period of not less than 30 minutes.
- Skiing through a gate, or practicing turns parallel with those required by gates on the course will lead to disqualification.
- Competitors must carry their start number.
- Competitors are not permitted to enter the course on foot without skis.
- Fenced, rope-offed or blocked off sections of the course are to be respected.
- By the end of inspection time, competitors must be outside the racecourse.
- Competitors may go through the finish line during course inspections.

### 4. FORE RUNNERS

- The Chief of Race is obligated to provide at least two qualified forerunners. In extraordinary conditions, the Jury may increase the number of forerunners. After approval of the referee, the forerunner must check in with the starter.
- The nominated forerunners must command sufficient skiing ability to cover the course in racing fashion, but must take care not to damage the course or cause unnecessary and avoidable course maintenance (i.e. taking out gates during their forerun).
- Forerunner must wear a Helmet with solid shells covering both ears, no soft ear helmets, exception, coaches are allowed to wear soft ear helmets or individuals over 18 who are a NON-MWAR athlete.
- The Chief of race determines the forerunners.
- After an interruption of the race additional forerunners may be authorized as needed.
- Coaches may forerun if no other option is available.
- The times for the forerunners may not be announced or otherwise made public.
- The forerunners shall report immediately to the referee regarding the snow conditions, visibility and the race line.

## 5. START INTERVALS

### U8-U12 Course

#### Class order will be:

- U8 Girls followed by U8 Boys
- U10 Girls followed by U10 Boys
- U12 Girls followed by U12 Boys
- For the 1st run of the season the run order will be determined according the overall team winner from the previous season.
  - The team with the most points (the sum of all U8-U18+ points) will run first in all age classes.
  - The team with the second most season points will run second **in all age classes** and so on. This order will be repeated until the end of the age class.
  - Individual competitors will then be determined by age with the youngest going first, second youngest going second and so on.
- Run order for all races except the 1st of the season will be determined by cumulative MWAR Season Points to date for the individual competitor.
  - The competitor with the highest number of cumulative season points to date will be the first to race, the second highest will be the second to race, and so on.
  - Competitors with a tied number of points will race according to birth date, with the youngest going first. This "tiebreaker" applies to those competitors that have zero points as well.
- Run order for the 2nd run at each race will remain the same as the 1st run for that race.

### U14-U18+ Course

#### Class order will be:

- U18 Girls followed by U18 Boys
- U16 Girls followed by U16 Boys
- U14 Girls followed by U14 Boys
- For the 1st run of the season the start order will be determined according the overall team winner from the previous season. The team with the most points (the sum of all U8-U18+ points) will start first in all age classes. The team with the second most season points will start second and so on. This order will be repeated until the end of the age class.
  - Individual competitors will then be determined by age with the youngest starting first, second youngest starting second and so on.
- Run order for all races except the 1st of the season will be determined by cumulative MWAR Season Points to date for the individual competitor. The competitor with the highest number of cumulative season points to date will be the first to race, the second highest will be the second to race, and so on.
  - Competitors with a tied number of points will race according to birth date, with the youngest going first.
  - This "tiebreaker" applies to those competitors that have zero points as well.
- The fastest five times in each age / gender class on the 1st run will be moved to the top of the start order for the 2nd run of the race. They will race in reverse order of fastest finish on the 1st run; the fastest time on the 1st run will start 5th on the 2nd run, the second fastest time on the 1st run will start 4th on the 2nd run, and so on.
- Second run – Same as above except with first five reversed (5, 4, 3, 2, 1, 6, 7, 8, etc.) for those U14 – U18+ competitors.
- Competitors may advance up one class before the 1<sup>st</sup> race of the season.
  - Requests must be submitted in writing to the MWAR board 10-15 days before December 15<sup>th</sup>.
  - Once advanced the competitor cannot move down.
- Each competitor will run once on each course.

## 6. ADDITIONS TO THE START ORDER

- Teams desiring to add a competitor to the run order will be allowed to do so until 7:00PM the Wednesday immediately **preceding** the race. Submission must include complete information on the competitor to be added and must be received in the MWAR approved format via email. From 7:01PM Wednesday until 3:00PM Friday immediately **preceding** the race a team may add a competitor for an additional \$25.00 fee which shall be billed to the team. Additional competitor submissions received after 3:00PM on the Friday immediately **preceding** the race will be added to the following weeks start order.

## 7. MISSED STARTS:

- A competitor shall have missed their start when upon summons by the assistant starter they do not step immediately into the starting gate and start within 10 seconds of the "go" command. (NOTE to competitors - The starter does not have to wait for a competitor to take his place in the starting gate before giving the start commands. It is solely the responsibility of the competitor to be ready at the appropriate time. Competitors must start within 10 seconds after the "GO" command from the starter or be subject to disqualification. No competitor shall be asked to step out of the starting gate to accommodate a late competitor who wishes to start. NOTE For all Class's (U8-U18+): A competitor who misses their start will be offered a 2nd start at the end of their Class. Any competitor who misses this second opportunity to start will start at the end of the race.

**8. THE FINISH**

- The finish area must be plainly visible to the competitor approaching the finish.
- It must be wide, with a gently sloped smooth outrun.
- It must be especially well prepared and smoothly packed to make stopping easy.
- In setting the course with gates, particular attention must be paid to direct competitors to the center of the finish line.
- B-nets, foam rubber or other appropriate safety measures shall be used to prevent any possibility of a collision with the finish structures.
- The finish area must be adequately isolated so that competitors are not in danger of colliding with obstacles, spectators or other skiers.
- Barricades shall be placed so that competitors are not injured by colliding with them.

**9. DETERMINATION OF FINISH**

- The finish line must be crossed:
  - On one ski if the ski is lost within two gates above the finish line in Slalom and one gate in Giant Slalom.
  - In the case of a fall after the last gate, but before the finish, if both skis come off the time counts when any part of the body or equipment stops the timekeeping.

**10. OFFICIAL RESULTS**

Official results are determined from the times of those competitors who have not been disqualified.

- Each competitor will have one run on each course with the combined times / (course 1 and 2), totaled in computing the awarded race day points. Each run will have a finish time per competitor...the two competitor times will be totaled and scored on MWAR Points. The best total of Points is the competitors result for the day. The total of all the days minus one race day (normally 2 runs) will be the season's final result.
- If two or more competitors have the same race day total combined times, a tie shall be declared and both competitors shall be awarded equal points using the higher of the two places (i.e.: a tie for first place - both get first place points, not second place points). In the event of a tie in both points and combined time both competitors will be awarded the higher place finish and the next position will not be awarded (for example, if there is a tie for first, two first place medals are awarded and a second-place medal is not awarded).
- Shall include the date of the race.
- Shall include all details concerning the competitors bib number, first and last name, club name, first and second times and class points for each race, DQ's and DNF's.
- Points will be assigned in class and overall as follows:
  - 100, 89, 79, 70, 62, 55, 49, 44, 40, 37, 35, 34, 33, 32, 31, 30, 29, 28, 27, 26, 25, 24, 23, 22, 21, 20, 19, 18, 17, 16, 15, 14, 13, 12, 11, 10, 9, 8, 7, 6, 5, 4, 3, 2, 1, no points for others. DQ's and DNF's receive no points.
- Team Points - A total of **408** points will be awarded at each race. Total accumulated points determine team standings.
  - 1st place 15 Points
  - 2nd place 10 Points
  - 3rd place 5 Points
  - 4th place 3 points
  - 5th place 1 point
- When individuals tie for 1<sup>st</sup> – 5<sup>th</sup> place, team points for that place and the following are added together and divided equally between the teams, so that no more than 34 team points are awarded per class for any given run. For example, if skiers from two different teams tie for first, each team is awarded 12.5 points (15 points for 1<sup>st</sup> place + 10 points for 2<sup>nd</sup> place / 2 competitors = 12.5 team points per competitor).
- Final race results are to be posted to the MWAR Website by the end of the race day.
  - Challenges to the final results must be made by 4:00PM of the Monday immediately following the last race to the head coach of their team or Paul Ludwig, President, MidWest Alpine Racing.

**11. MULTIPLE ON THE COURSE**

- Overtaking - The starter may permit more than one competitor on the course at the same time.
- The Chief Timer will instruct the starter when a reasonable length of time has passed after the start of the previous competitor, allowing the start of the second competitor.
- If the first competitor is overtaken, the first competitor may complete the course only after yielding to the second competitor.
  - Being overtaken by the second competitor on the course shall not entitle the first competitor to a rerun.



**12. RERUNS**

- A competitor who is hindered while racing by the error of an official, by a spectator, by an animal, or by any other causes, can apply to the referee only for a rerun immediately after the interference and may not ski further through the course - must ski off the course immediately after the interference. If the competitor goes thru the finish line and receives a time, there is no rerun granted.

**13. GROUNDS FOR INTERFERENCE**

- Course blocked by an official, a spectator, an animal or other hindrance.
- Course blocked by a fallen competitor, who could not clear the course soon enough
- Any objects in the course, such as a lost ski pole or the ski of a previous competitor.
- Activities of the first aid service which hinder the competitor.
- Absence of a gate knocked down by a previous competitor and not promptly replaced. [If the competitor stops at that point].
- Other similar incidents, which beyond the will and control of the competitor, which cause significant loss of speed or de facto lengthening of the racing line and thereby materially affect the competitor's time.
- Malfunction of the electric timing if there is no independent back up timing.
- If a competitor feels that he or she has suffered from interference on the course, he/she must ski out of the course immediately, report to the closest GATE JUDGE and explain the problem and the location, and then request a rerun from the referee. The jury will determine the validity of the claim in a subsequent meeting according to the rules relating to reruns. The competitor cannot go through the finish line.

**14. VALIDITY OF A RE-RUN**

- If the competitor was already disqualified before the incident entitling him to a rerun, the rerun is not valid.
- The provisionally or definitively approved rerun remains valid even if it proves slower than the first (hindered) run. Once a competitor has left the start gate during a rerun, he cannot under any circumstances claim his first run time. For official purposes his first run time no-longer exists.
- If the claim for a rerun is shown to be unjustified, the competitor is disqualified.
- If there is no time for the competitor – (Referee and timers have tried every option to provide a time) the competitor is granted a re-run by the Referee or Assistant Referee only. Timers must communicate the timing conflict to the Referee so he/she may explain the incident and options to the competitor.

**15. START TIME OF THE RERUN**

- A competitor who has been granted a rerun by the referee may take that rerun at any time during the conduct of the race, at the competitor's convenience.
- A competitor rerunning may not displace a competitor who is in the start gate.
- The competitor who is rerunning must inform the starter of their intentions in such a timely manner that the conduct of the race is neither slowed nor delayed to accommodate the rerun.

**16. DISQUALIFICATIONS**

- A competitor is disqualified by the referee upon receipt of a properly recorded fault from an assigned race official present at the point of the infraction.
- A competitor may be subject disqualification if he or she:
- Fails to have their bib/start number.
- Participates in the race under false pretenses.
- Does not comply with the safety regulations – Refer to the Competitor's Responsibility Code.
- Trains on a course closed to competitors, alters the course or acts contrary to the instructions of the jury as to the execution of the training or the race.
- Makes a false start or violates the regulations for the execution of the start.
- Fails to cross the gate lines between turning gate to turning gate with both ski tips and both feet.
- Loses a ski or fails to finish in accordance with the regulations. However, competitor who loses a ski after the start and before the first gate is entitled to re-start as soon as the skier is ready.
- Accepts outside help in any form during the race.
- Fails to give way to an overtaking competitor at the first call or interferes with his run.
- Unjustly requests a rerun, which is later shown to be unsubstantiated.
- Displays unsportsmanlike conduct.
- Is NOT wearing a HELMET with solid shell covering both ears.

**17. PROTESTS**

- The following are authorized to submit protests: on behalf of the competitor – the competitor or coach.
- Regarding the course, safety, weather, etc. coaches may protest verbally to the referee.
- Protests are to be submitted in writing or verbally within 15 minutes of the posting of unofficial results and DQ's.
- Protest must be substantiated in detail. Proof must be submitted, and any evidence must be included.
- \$25 must be deposited with the submittal of the protest. This deposit will be returned if the protest is upheld;

- otherwise it goes to the account of MWAR, Inc.
- A protest may be withdrawn by the protesting party before the publication of a decision by the Jury. In this case, the money deposit must be returned.
- Protest not submitted on time (within 15 min. of DQ posting) or submitted without the protest fee (\$25) are not to be considered.
  - MWAR is permitted to waive the 15 minutes if the jury unanimously votes to reduce the time at the finish area.

NOTE: Parents are not authorized to ask for a protest.

## **18. TIME TO PROTEST**

- Upon posting of a DQ on the large scoreboard by the referee, the coach/competitor has 15 minutes following each run (i.e. after course is shut down) to protest their disqualification to the referee. If the coach/competitor fails to do this the DQ stands and the competitor has no recourse. The Referee and/or Assistant Referee must be present in the vicinity of the scoreboard during the entire 15-minute protest period.

## **19. SETTLEMENT OF A PROTEST BY THE JURY**

- The jury meets to deal with the protests at a predetermined time and place, fixed and announced by the jury.
- In dealing with a protest against disqualifications, the gate judge and, if needed, the gate judge of the adjacent gate, other involved officials, the competitor in question, the protesting team, and the competitor's Coach may be invited to attend. This is a learning process for the competitor and should be able to answer questions by the jury.
- At the vote on the protest, only the jury members are to be present. The referee chairs the proceedings. The decision requires a majority of all the voting members of the jury, not just those present. In case of a tie, the referees vote is decisive.
- Video Proof may be submitted at the time of a jury meeting only to be used in defense of the competitor's case.
- The decision is to be made public immediately after the proceedings by posting on the official notice board, with the posting time stated. This posting is done by the referee.

## **20. CANCELATION OF A COMPETITION**

- Before a race has started: Start of a competition may be cancelled by The Chief of race under the approval of the Jury.

## Section 7 - Course Setting Guidelines for Coaches

### 1. SLALOM POLES

- All poles used in the alpine disciplines are described as slalom poles and are subdivided into rigid and flex-poles.
- The slalom poles are colored red or blue.

### 2. RIGID POLES

- Round, uniform poles with a diameter of between a minimum of 20mm and a maximum of 32mm without joints are allowed as rigid poles. They must be of such a length that, when set, they project at least 1.8CM out of the snow and they must be made of a non-splintering material (plasticized bamboo or material with similar properties).

### 3. SETTING THE COURSE

- COURSE SETTER
- Assistance must be provided for the course setter, so that they can concentrate on the actual setting of the course and not be distracted by fetching poles, etc. The Chief of equipment must provide enough of the following:
  - Enough blue and red slalom poles
  - Enough coloring matter for marking the position of the poles.
  - Drills, hammers, wedges, etc.


### 4. MARKING OF THE COURSE

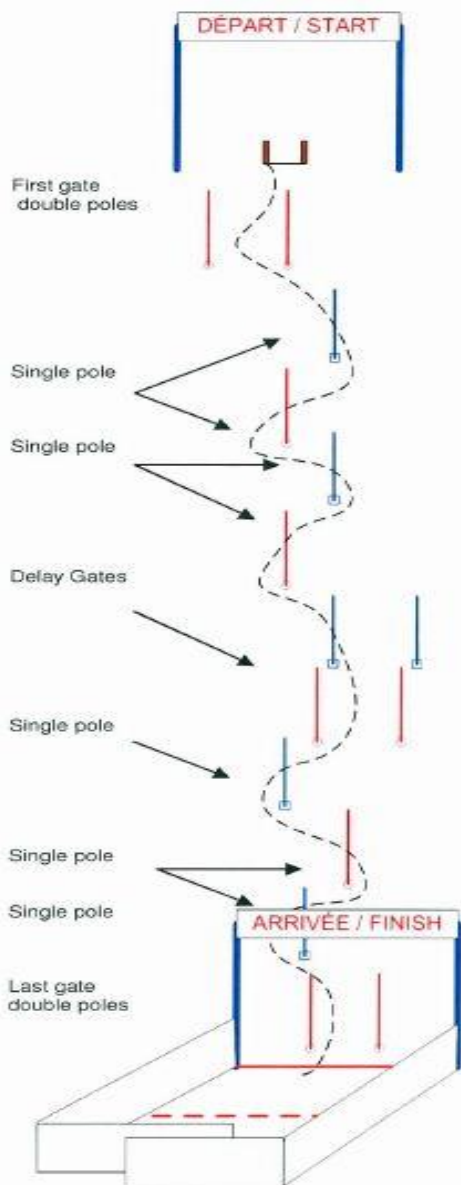
- U8-U12 courses will have a dye line track
- U14-U18+ courses, when conditions require marking.

### 5. SLALOM EXAMPLES

Course width is to be determined by jury inspection.

- The ideal slalom course, taking into consideration, drop and gradient must include a series of turns designed to allow the competitors to combine maximum speed with neat execution and precision of turns
- The slalom should permit the rapid completion of all turns. The course should not require acrobatics incompatible with normal ski technique. It should be a technically cleaver composition of figures suited to the terrain, linked by single and multiple gates, allowing a fluent run but testing the widest variety of all ski technique, including changes of direction with very different radii. Gates should never be set only down the fall line but so that some full turns are required, interspersed with traverses.





## SINGLE POLE SLALOM

The rules regarding combination of gates (open gates, closed vertical gates, vertical combinations, hairpin combinations and delay turns) and distances between gates remain the same but the course is set using no outside poles with the following exceptions:

1. First and last gate
2. Hairpins, vertical combinations and delay gates

## 6. PREPARATION OF THE COURSE

- Slalom competitions must be raced on snow that is as hard as possible. If snow falls during the race, the Chief of Course must ensure that it is stamped or, if possible, removed from the course.

## 7. SLALOM U14 and Older

- Consecutive gates must alternate in color.
- The distance between the nearest poles of two successive gates must not be less than 10M.
- The distance from the turning pole of successive gates may not be less than 0.75M and not more than 1.0M. The distance between two gates may not be less than 0.75M.
- The distance from the turning pole of successive gates may not be less than 0.75M and not more than 1.0M.
- Slalom must contain horizontal (open) and vertical (closed) gates as well as a minimum of 3 vertical combinations, at least 2 hairpins and 1 three gate flush (vertical combination). Delays are also permitted.
- Delayed gates must have a minimum distance of 12m and a maximum distance of 15m from turning pole to turning pole. The distance from turning pole to the top of a delay must be a minimum of 6m.
- U14 and U18 will use standard slalom gates.
- Distance between closed gates of 4M- 6M
- Distance between open gates of 10M – 13M

**8. SLALOM U12 and Younger**

- Consecutive gates must alternate in color.
- The distance between the nearest poles of two successive gates must not be greater than 10M.
- The distance from the turning pole of successive gates may not be less than 0.75M and not more than 1.0M.
- Suggested correct passage will be dyed for the entire course and shall remain visible to the competitors for the duration of the race.
- Slalom must contain horizontal (open) and vertical (closed) gates.
- Delay gates are permitted but not mandatory, maximum of one delay.
- Combinations to consist of maximum two hairpins and one flush, Minimum of two combinations or any type
- Delays can be set and will count as a combination.
- Delayed gates must have a minimum distance of 11m and a maximum distance of 14m from turning pole to turning pole. The distance from turning pole to the top of a delay must be a minimum of 6m.
- U8 through U12 will use 60" slalom.
- Distance between closed gates of 4M- 6M.
- Distance between open gates of 6M – 10M.

**9. SLALOM SETTING**

In setting a slalom course the following principals should be observed:

- Courses should not be set to trick or confuse the competitor.
- Gates, which impose on competitors, too sudden sharp breaking, should be avoided, as they spoil the fluency of the run without increasing the difficulties modern slalom should have.
- It is advisable before difficult combinations of gates to set at least one gate which allows the competitor to ski through a difficult combination under control.
- It is not advisable to set difficult figures either right at the beginning or the end of the course. The last gates should be rather fast, so that the competitor passes the finish at a good speed.
- The last gate should not be too near the finish. It must avoid danger to competitors and timekeepers. It must also direct competitors to the middle of the finish line.
- Setting the course can be started at the top or the bottom. The course setter can decide with which color to begin, taking into account visibility.

**10. CHECKING THE SLALOM COURSE**

The jury must inspect the course to assure it is ready for racing after course setter has set it. Paying attention to:

- the slalom poles are firmly set.
- the gates are in the right color order.
- the poles are high enough above the snow 1.8M.
- U14-18+ competitors will use the 72" gates for their events
- U8-12 competitors will use the 60" length gates
- the fencing of the course is far enough from the slalom poles.
- obstacles at the edge of the course are either removed or neutralized.
- the last gate before the finish must direct the competitor to the middle of the finish line.
- the reserve poles are correctly placed as not to mislead the competitors.

**11. INTERDICTION TO CONTINUE AFTER A GATE FAULT (SLALOM)**

- If a competitor misses a gate, he/she may climb to navigate the gate a second time and/or continue and finish the race.
- The competitor must still have skis on to finish unless he/she falls and ski comes off at the second to last gate. Then the competitor may finish on one ski.

**12. Panel Slalom**

- In setting a Panel Slalom course the following principals should be followed:
- Recommended distance for the U-12 and under course is 11 – 14M between gates.
- Recommended distance for the U-14 and up course is 13 – 17M between gates.
- Chin bars and soft eared helmets are not permitted
- 72" course gates are to be used on all courses

**13. GIANT SLALOM**

- In setting a GS course the following principals should be followed:
- The distance between the nearest poles of two successive gates most not be less than 10M.
- Distance for the U-12 and under course is 15 – 22 M between gates.

- Distance for the U-14 and up course is 18 – 27 M between gates.
- Delays can be set at a maximum distance of 30m, always set the outside gate if used.
- Maximize variety, in a progressive manner (start easy and increase challenge - slope, offset, vertical distances, rhythm).
- Gates must alternate red and blue GS.
- Delay gate minimum of 8M.
- Maximum distance to turning gate of 30M.

#### **14. PLANNING THE COURSE (GIANT SLALOM)**

In planning the race course, the following principals must be followed:

- The skillful use of the ground when setting a giant slalom is, in most cases, even more important than for slalom, since figures play a less important role owing to the prescribed width of the gates and the greater distances between them. It is therefore better to set mainly single gates while exploiting the ground to the utmost. Figures can be set, but mainly on uninteresting terrain.
- A giant slalom should present a variety of long, medium and short turns. The competitor should be free to choose his own line between the gates, which must be set down the fall-line of the slope. The full width of the hill should be used wherever possible.

#### **15. EXECUTION OF THE GIANT SLALOM**

- A giant slalom must always be decided by two runs (men's & ladies). Subsequent runs may be held on the same run, but the gates must be reset. Whenever possible both runs should be held on the same day.

#### **16. INTERDICTION TO CONTINUE AFTER A GATE FAULT (GIANT SLALOM)**

- If a competitor misses a gate, he/she may climb to navigate the gate a second time and or continue and finish the race. The competitor must still have skis on to finish unless he/she falls, and ski comes off at the last gate. Then the competitor may finish on one ski.

## Section X – Rule Change Log

### 2023-2024 Season

No Rule Changes for 23/24 season